

evoflow

HIGH PERFORMANCE PUMPS



- ✓ Fully Variable 3 Speed Function
- ✓ Digital RPM Display Interface
- ✓ Ultra Quiet, Low Noise Operation
- ✓ Secondary Motor Seal
- ✓ Up to 8 Star Energy Rating

ECO TUF SERIES

ECO TUF SERIES PUMPS

The Eco Tuf Advantage

Conventional pool pumps are limited to one set speed. A pool pump is usually sized to cater for the pool's maximum water flow requirements, which may either be the sand filter's backwash water flow or to provide sufficient water flow to operate a suction cleaner.

As the speed of a conventional pump cannot be changed, the same maximum water flow is applied across the pool's various requirements.

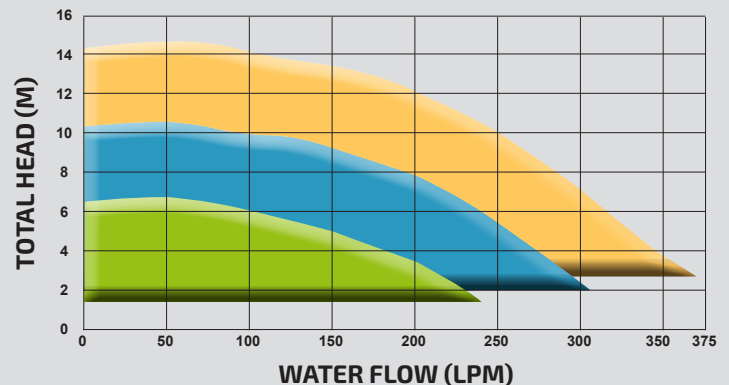
Equipped with the very latest variable 3 speed permanent magnet brushless DC motor, the Eco Tuf motor speed can be lowered and tuned to individual pool requirements, reducing water flow and lowering energy consumption.

Benefits of Slow Flow

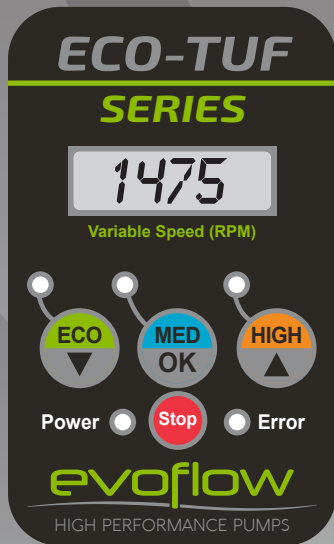
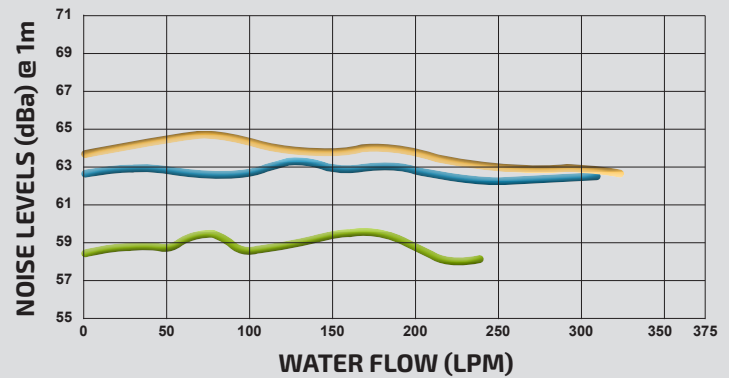
Lowering a pumps flow rate not only significantly decreases the pump's energy requirements, but also reduces water flow resistance in your pool equipment and plumbing. Even though you may need to operate the Eco Tuf longer, it is far more efficient pumping low water flow compared to high water flow.

A slow flow rate also has the added benefit of improving your pool's filtration efficiency, enhancing the clarity of your swimming pool water. Additionally automatic chemical dosers and salt chlorinators are more effective when the pool water is circulated longer.

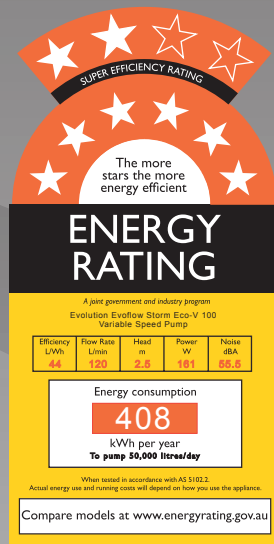
Eco Tuf Performance



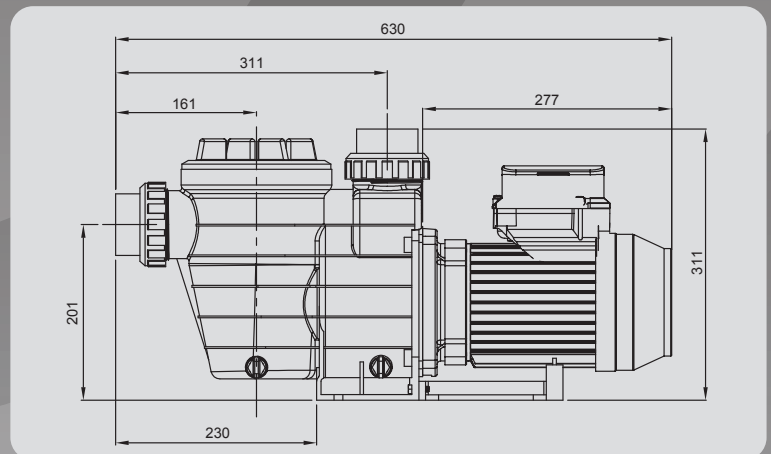
— Eco (1900rpm) — Med (2410rpm) — High (2850rpm) Factory Settings



Motor Control Interface



Based on Factory Settings



Warranty

- 3 year limited warranty.
- 12 months for commercial installations.

Evolution Water & Lighting Solutions
 27/30 Mudgeeraba Road
 Worongary QLD 4213 Australia
 Phone: +61 7 5565 0000
 Fax: +61 7 5565 0010

www.evolutionwls.com.au

AUTHORISED DEALER